



# FÉDÉRATION INTERNATIONALE DES ÉCHECS

Recognized by the International Olympic Committee

9 Syggrou Ave., 11743 Athens, Greece

Tel.: (+30) 2109212047, Fax: (+30) 2109212859, Email: [office@fide.com](mailto:office@fide.com)

[www.fide.com](http://www.fide.com)

## LA BRANCHE DE LA FIDE EN RUSSIE

Tel: (007) 495-357-18-00, Fax: (007) 495-357-18-00, E-mail: [fideberik@gmail.com](mailto:fideberik@gmail.com)

### Report of FIDE Moscow Office

for FIDE PB in Abu Dhabi, September 6, 2015

1. Since the 1<sup>st</sup> Quarter 2015 FIDE Presidential Board in Chengdu, China, April 26-29, the Representative office in Russian Federation was taking part in organizing and realization of the working trips of FIDE President to different countries.
2. The Office took part in preparation of the FIDE stand and participated in the SportAccord Convention in Sochi, April 19-24.
3. The Office prepared the working visit of the delegation of Sports Ministry of PDR of Korea to Moscow in July, the FIDE President's visit to Switzerland for the SportAccord Council meeting and the meeting of the FIDE delegation with the President of IOC Mr. Thomas Bach.
4. The Office proceeded with the project of providing the scholarships for foreign students. So far first five students from Uzbekistan and Nepal are already enrolled to the Russian Universities to specialize in chess training.
5. The Office took part in preparations and participated in the International Chess Day celebration in Moscow.
6. The Office took part in preparation of the World Junior U20 Championships in Khanty-Mansiysk and the Women's Championship Match in Lviv as well as the World Mind Games 2016.
7. Donation of 20 chess sets and 10 clocks was made for PDR Korea.
8. In compliance with the decision of the Presidential Board in Chengdu the project of FIDE Live Rating was elaborated. The presentation of the project is attached.

B. Balgabaev

Director of the FIDE

Representative office in RF

FIDE Representative Office in Moscow and FIDE President have been receiving numerous requests to rate chess tournaments that currently are not being rated for technical reasons.

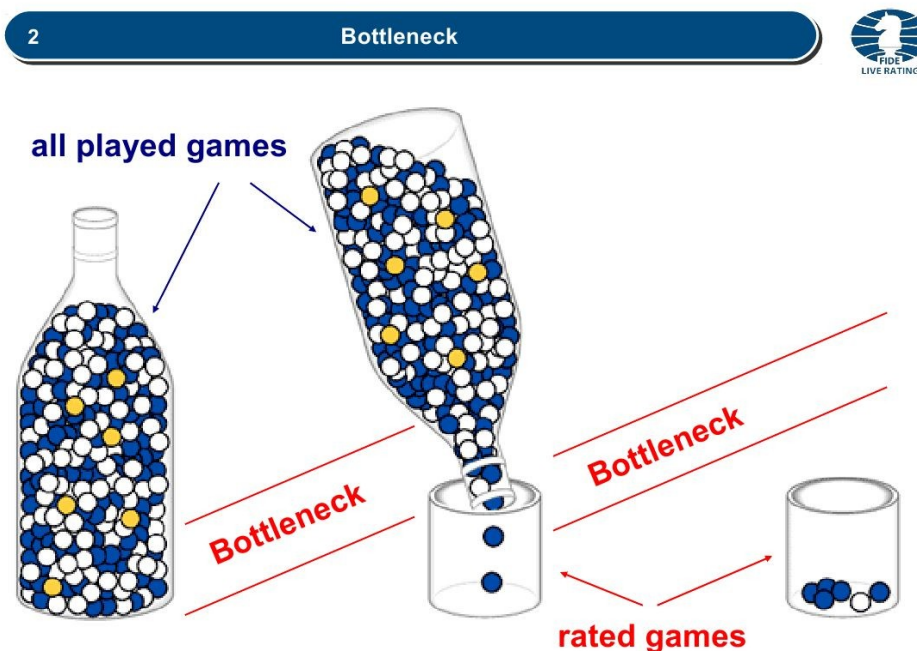
To meet this request, FIDE Representative Office in Moscow has elaborated a cloud service that calculates the FIDE Live Rating.

In compliance with the decision of the FIDE Presidential Board in Chengdu (China, 26-Apr-2015 - 29-Apr-2015) the working group was formed headed by the FIDE Deputy President Mr. Georgios Makropoulos to resolve the problem.

Hereby I report to the delegates of the Congress about the results of the work done.

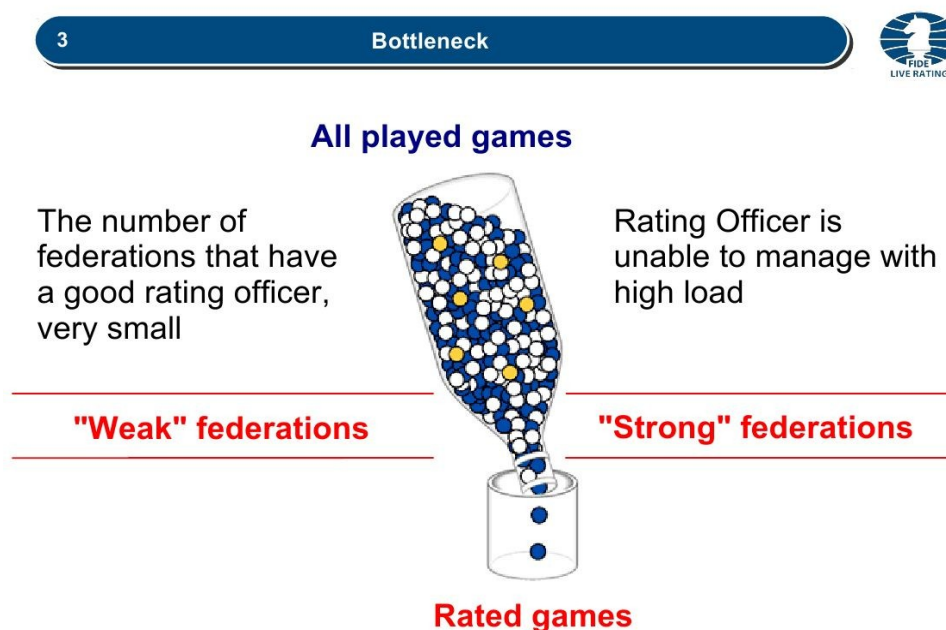
Chess federations used to face the Bottleneck problem.

Slide 02



The number of the games played exceeds by many times the number of rated games. Only few federations have a strong rating officer.


Slide 03



Even the federations that have a strong rating office cannot rate all the games due to the bottleneck problem.

Advantages of the Live Rating platform:

Slide 04



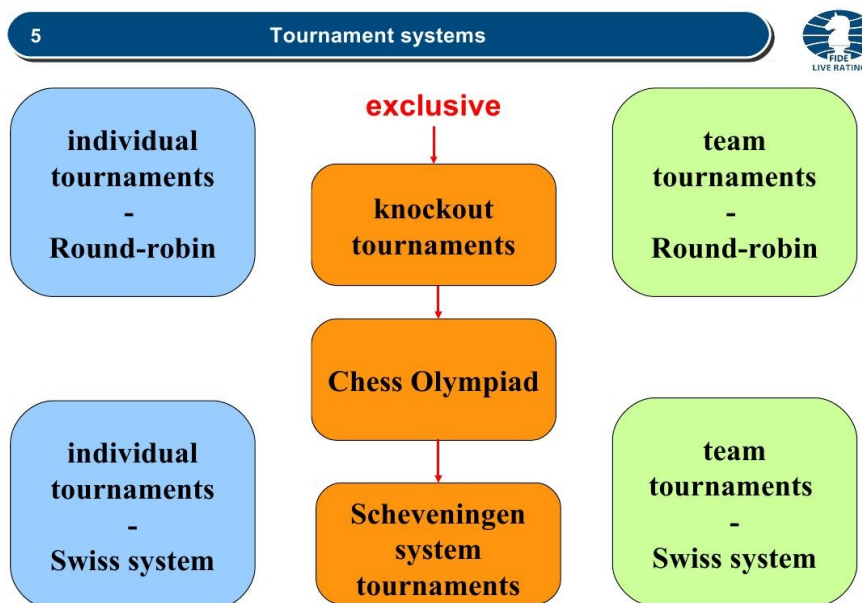
**4 Live Rating**

- 1 there is no limit on the number of rated games**
- 2 does not require a rating officer in the Federation**
- 3 live automatic updates of ratings**
- 4 use of any device: the computer - the tablet - the smartphone**
- 5 multilingual support**
- 6 constant compliance with the rules of FIDE**
- 7 support of all types of tournaments**
- 8 technical support 24/7/365**

- there is no limit on the number of rated games
- does not require a rating officer in the Federation
- live automatic updates of ratings
- use of any device: the computer - the tablet - the smartphone
- multilingual support
- constant compliance with the rules of FIDE
- support of all types of tournaments
- technical support 24/7/365

# Types of tournaments rated by the Live Rating platform:

Slide 05



- individual tournaments - Round-robin
- individual tournaments - Swiss system
- team tournaments - Round-robin
- team tournaments - Swiss system
- knockout tournaments (exclusive)
- Scheveningen system (exclusive)
- Chess Olympiad (exclusive)

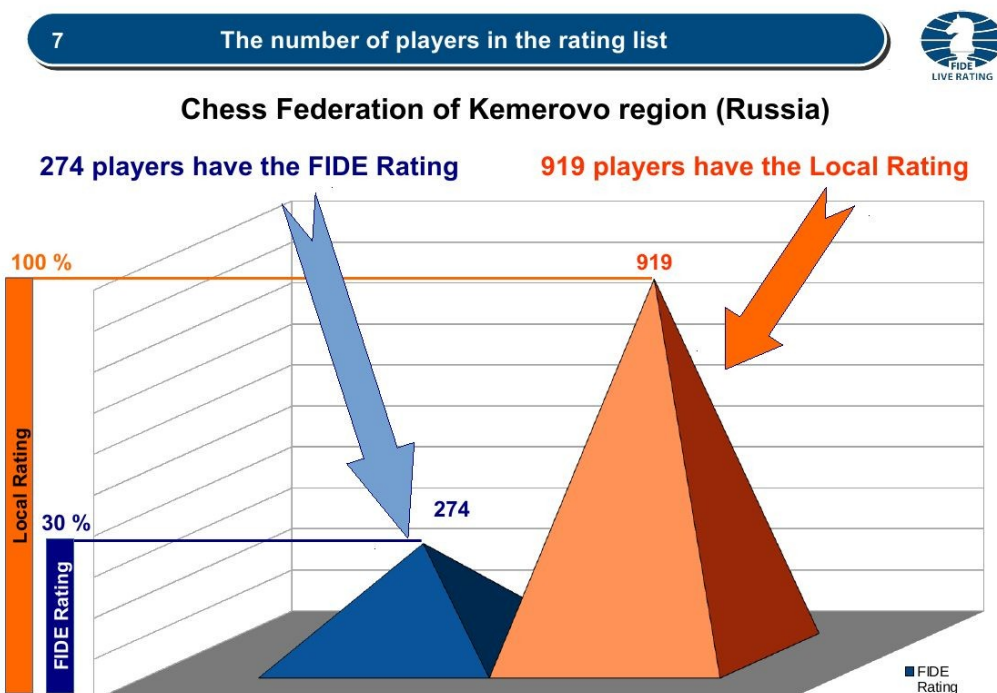
Putting into service of the Live Rating platform will increase the number of rated chess players from the current 202 423 to 3 million.

Slide 06



As an example of such increase Kemerovo region (Russia) is viewed below:

Slide 07



Nowadays, the local rating embraces 919 chess players, only 274 of which have FIDE Rating. That is 30% of the local rating players only.

There are many tournaments without FIDE Rating.

Such as,

- amateur chess organizations tournaments

Slide 08

8 Currently not rated tournaments

Amateur Chess Organization (not recognised by FIDE)

- World Amateur Chess Championship 2012
- World Amateur Chess Championship 2013
- World Amateur Chess Championship 2014
- World Amateur Chess Championship 2015

- amateur tournaments

Slide 09

9 Currently not rated tournaments



Amateur tournaments




- chess tournaments in parks

Slide 10

10 Currently not rated tournaments



Chess in parks



- school chess tournaments

Slide 11

11

Currently not rated tournaments



School chess tournaments



- corporate chess tournaments

Slide 12

12

Currently not rated tournaments



Corporate chess tournaments



- Military chess tournaments

Slide 13

13 Currently not rated tournaments



Military chess tournaments



Russia



Azerbaijan



USA



Canada

According to our forecast, the engagement of the Live Rating platform will increase the number of rated games from the current 3 million to 38 million by the end of year 2019.

Slide 14

14 The estimated number of rated games





And by the end of the year 2020 - to 71 million of games.

Slide 15

**15 The estimated number of rated games**



The number of rated games	2015		2016	2017	2018	2019	2020
	1 <sup>st</sup> quarter	year	year	year	year	year	year
classic	506 608	2 026 432	3 039 648	4 559 472	6 839 208	10 258 812	15 388 218
rapid	136 138	544 552	1 089 104	2 178 208	4 356 416	8 712 832	17 425 664
blitz	134 180	536 720	1 610 160	4 830 480	9 660 960	19 321 920	38 643 840
<b>all games</b>	<b>776 926</b>	<b>3 107 704</b>	<b>5 738 912</b>	<b>11 568 160</b>	<b>20 856 584</b>	<b>38 293 564</b>	<b>71 457 722</b>

The existent rating system allows of rough rating leaps – rating volatility.

Slide 16

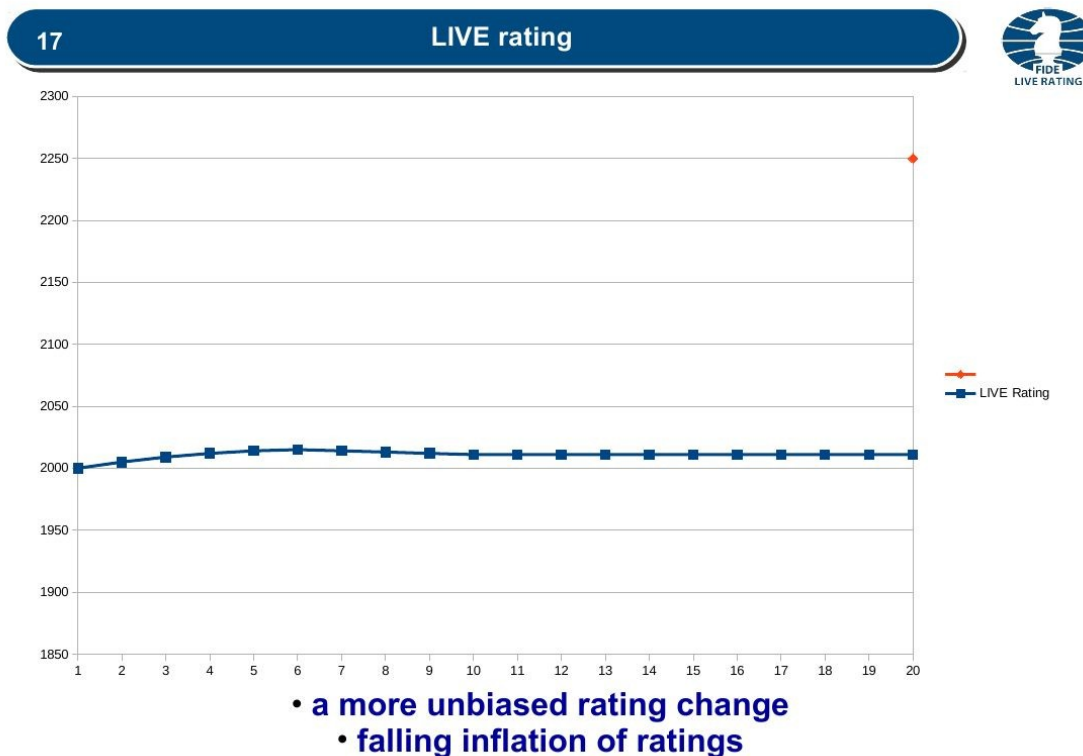
**16 Current rating**



**There are unnecessarily drastic volatility of the rating**

The Live Rating platform minimizes such volatility.

Slide 17



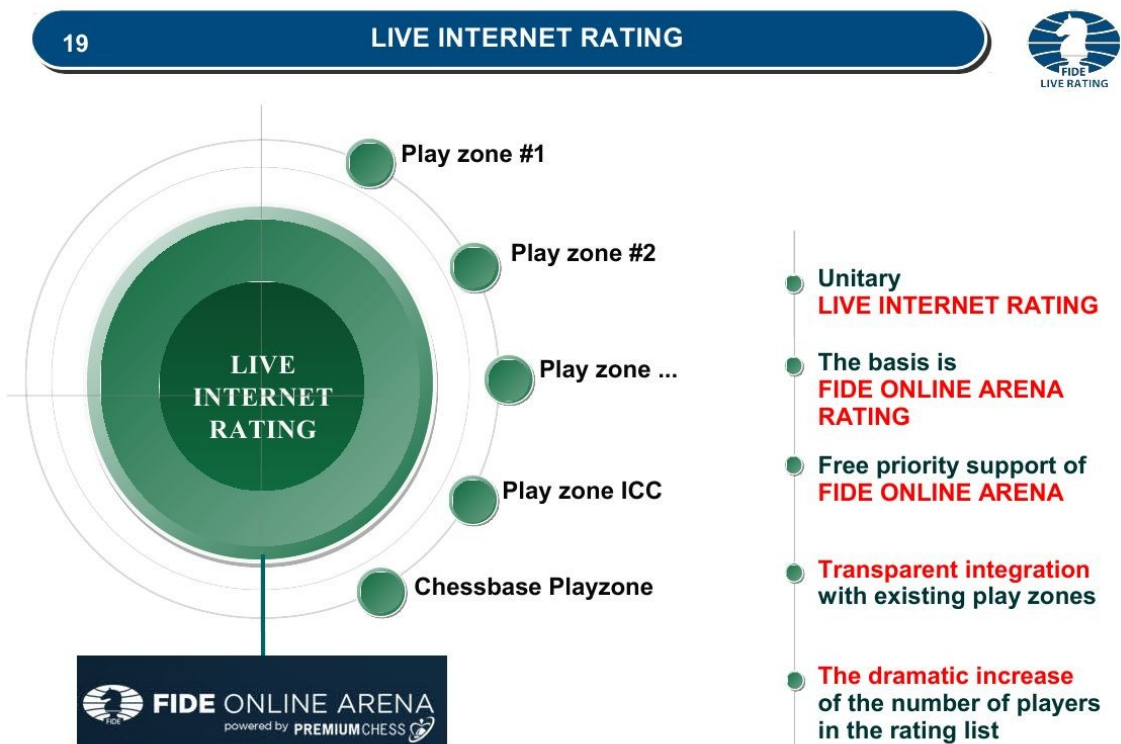
Rating categories:

Slide 18

- 18** Ratings
- 
- Classic Rating
  - Rapid Rating
  - Blitz Rating
  - FIDE ONLINE ARENA Rating
  - The average rating
  - The any other kind of rating

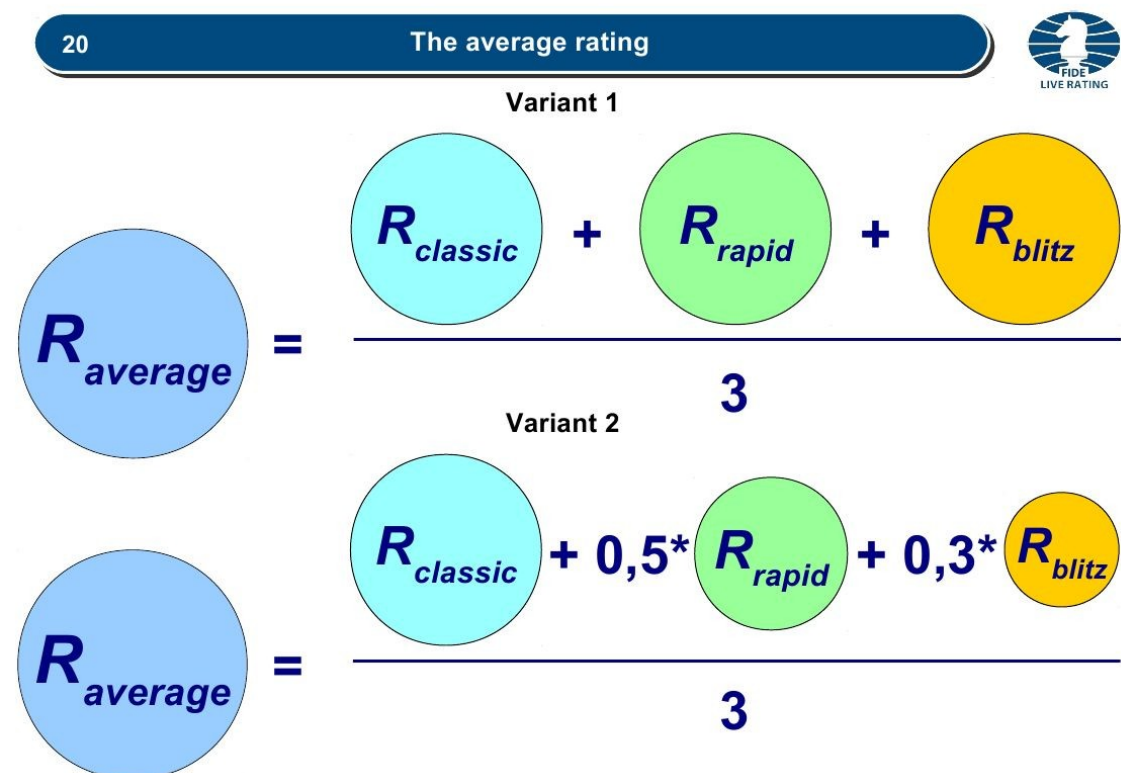
The Live Rating platform can serve as a common gateway (based on FIDE ONLINE) to calculate the Internet Rating for major chess zones.

Slide 19



There are several ways to calculate the average Rating.

Slide 20



The Live Rating platform will be tested from the 1<sup>st</sup> of September 2015.

Slide 21

21

The test period



**Chess Federation  
of Saint-Petersburg  
(Russia)**

**Chess Federation  
of Kemerovo region  
(Russia)**



The participants of the test:

- Chess Federation of Saint-Petersburg (Russia)
- Chess Federation of Kemerovo region (Russia)

The Live Rating platform will start working at full capacity in 2016.

Slide 22

22

The test period



**Full use**

in 2016

2015

FIDE Live Rating

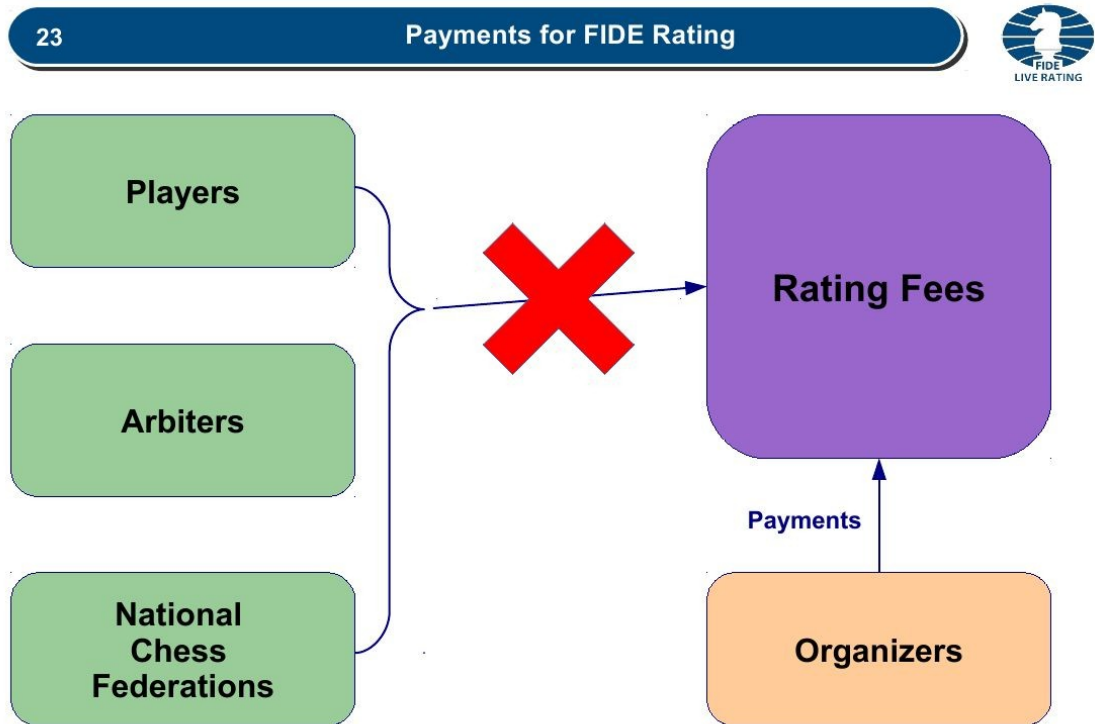
2016

**The test period**

before 2016

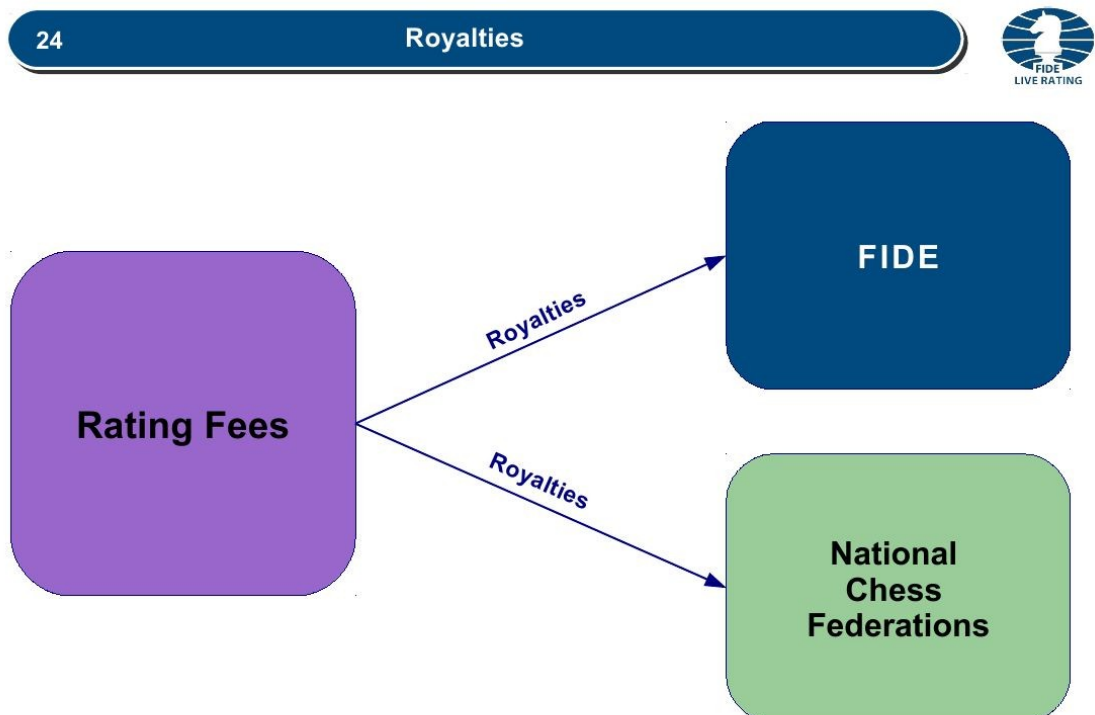
I would like to stress, that payments for FIDE Rating are to be made by the organizers of the tournaments, not by the national federations and players.

Slide 23



On the contrary, FIDE and national chess federations will benefit from the payments of the Royalties.

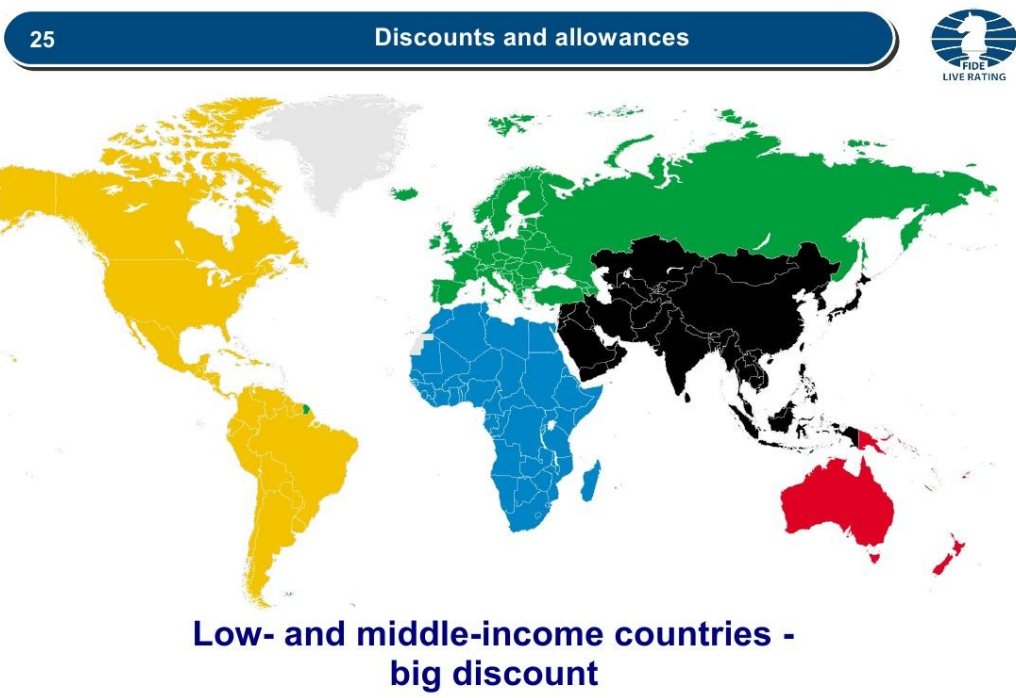
Slide 24



The complete computer automation will increase significantly the number of the registered players and, as a result, the national federation will benefit from increase of payments and from saving on rating offices.

Significant discounts are foreseen for low- and middle-income countries.

Slide 25



Prospective FIDE revenues

Slide 26

**26 Estimated FIDE revenues**

Year	The number of rated games (year)				Payment calculation (USD/game)				Rate FIDE	Payments to FIDE (USD)
	classic	rapid	blitz	Total	classic	rapid	blitz	Total		
					1	0,5	0,3			
2016	3 039 648	1 089 104	1 610 160	5 738 912	3 039 648	544 552	483 048	4 067 248	10%	406 725
2017	4 559 472	2 178 208	4 830 480	11 568 160	4 559 472	1 089 104	1 449 144	7 097 720	20%	1 419 544
2018	6 839 208	4 356 416	9 660 960	20 856 584	6 839 208	2 178 208	2 898 288	11 915 704	20%	2 383 141
2019	6 839 208	8 712 832	19 321 920	34 873 960	6 839 208	4 356 416	5 796 576	16 992 200	30%	5 097 660
2020	15 388 218	17 425 664	38 643 840	71 457 722	15 388 218	8 712 832	11 593 152	35 694 202	30%	10 708 261
2021	16 157 629	18 296 947	40 576 032	75 030 608	16 157 629	9 148 474	12 172 810	37 478 912	30%	11 243 674
2022	16 965 510	19 211 795	42 604 834	78 782 139	16 965 510	9 605 897	12 781 450	39 352 858	40%	15 741 143
2023	17 813 786	20 172 384	44 735 075	82 721 245	17 813 786	10 086 192	13 420 523	41 320 501	40%	16 528 200
2024	18 704 475	21 181 004	46 971 829	86 857 308	18 704 475	10 590 502	14 091 549	43 386 526	40%	17 354 610
2025	19 639 699	22 240 054	49 320 420	91 200 173	19 639 699	11 120 027	14 796 126	45 555 852	40%	18 222 341
2026	20 621 684	23 352 056	51 786 442	95 760 182	20 621 684	11 676 028	15 535 932	47 833 644	50%	23 916 822
2027	21 652 768	24 519 659	54 375 764	100 548 191	21 652 768	12 259 830	16 312 729	50 225 327	50%	25 112 663
2028	22 735 406	25 745 642	57 094 552	105 575 600	22 735 406	12 872 821	17 128 366	52 736 593	50%	26 368 297

27 Estimated FIDE revenues



Year	The number of rated games (year)				Payment calculation (USD/game)				Rate FIDE	Payments to FIDE (USD)
	classic	rapid	blitz	Total	classic	rapid	blitz	Total		
					1	0,5	0,3			
2029	23 872 177	27 032 924	59 949 279	110 854 380	23 872 177	13 516 462	17 984 784	55 373 423	50%	27 686 711
2030	25 065 786	28 384 570	62 946 743	116 397 099	25 065 786	14 192 285	18 884 023	58 142 094	50%	29 071 047
2031	26 319 075	29 803 799	66 094 081	122 216 954	26 319 075	14 901 899	19 828 224	61 049 199	60%	36 629 519
2032	27 635 029	31 293 989	69 398 785	128 327 802	27 635 029	15 646 994	20 819 635	64 101 658	60%	38 460 995
2033	29 016 780	32 858 688	72 868 724	134 744 192	29 016 780	16 429 344	21 860 617	67 306 741	60%	40 384 045
2034	30 467 619	34 501 623	76 512 160	141 481 402	30 467 619	17 250 811	22 953 648	70 672 078	60%	42 403 247
2035	31 991 000	36 226 704	80 337 768	148 555 472	31 991 000	18 113 352	24 101 330	74 205 682	60%	44 523 409
2036	33 590 550	38 038 039	84 354 656	155 983 245	33 590 550	19 019 020	25 306 397	77 915 966	70%	54 541 177
2037	35 270 078	39 939 941	88 572 389	163 782 408	35 270 078	19 969 971	26 571 717	81 811 765	70%	57 268 235
2038	37 033 581	41 936 938	93 001 009	171 971 528	37 033 581	20 968 469	27 900 303	85 902 353	70%	60 131 647
2039	38 885 260	44 033 785	97 651 059	180 570 105	38 885 260	22 016 893	29 295 318	90 197 471	70%	63 138 230
2040	40 829 524	46 235 474	102 533 612	189 598 610	40 829 524	23 117 737	30 760 084	94 707 344	70%	66 295 141

Preliminary Rating Fees

28 Preliminary Rating Fees

