

**Attendance Sheet**

**Development Commission**

**3 September 2012, 15.00-19.00**

**Chairman: A. Herbert (BAR)**

**Present: K. Msukwa (MAW), K. O'Connell (IRI), G. Altanoch (MGL), T. Luther (GER), R. Jones (PNG), B. Nitzborn (NCF), D. Lima (BRA), K. Belachew (ETH), A. Memassie, J. Vega (GUA), M. Atla (IRQ), K. Bonham (AUS), V. Asa (FIJ), B. A. Tolentino (PHI), M. Huba (SVK), Y. Mazurenko (UKR), H. Bond (CAN), L. Ebbin (BER), N. Freeman (BER), B. Marinello (USA), L. Mazouz (ALG), E. A. Basher (SUD) R. Mwansa (ZAM), G. Debessu (ETH), S. Bukambaeva (KGZ), A. Dushu (NGR), M. Solano (CRC), M. Rabell-Mendez (PUR), E. Celi (URU), B. Jones (GUA), D. Hatmisari (INA), G. Lau (MAS), E. Ellapen (MAS), T. Sitale (BOT), L. Leong (SIN), D. Buthali (BOT),**

# **83RD FIDE CONGRESS 2012**

## **Istanbul, Turkey**

### **FIDE Development Commission Meeting, Polar Hotel Mon 3rd September 2012**

**Chairman:** Allan Herbert (BAR)

**Secretary:** Rupert Jones (PNG)

**Councilors:** Martin Huba (SRB), Hal Bond (CAN)

**Members:** Darcy Lima (BRA), Brian Jones (AUS), Dr. Virgilio de Asa (FIJ)

**Observers:** Americas' Continental President Jorge Vega (CRC), Africa Continental President Lakhdar Mazouz (ALG), FIDE Treasurer Nigel Freeman (BER), FIDE General Secretary Ignatius Leong (SIN), Casto Abundo (PHI)..... for others in attendance see signing list

## **1. Welcome**

The Development Commission Chairman, Allan Herbert, welcomed everyone to the meeting and introduced the core members, Messers Hal Bond, Martin Huba and Secretary Rupert Jones. He added that due to the meetings timing in the afternoon that we had an apology of absence from core team member Stephen Kiskusze who is on arbiting duties. He also introduced FIDE Treasurer and Executive Director Mr. Nigel Freeman and said that he would move budget up the agenda as Mr. Freeman may need to pop in and out.

Also present in the room were the Continental Presidents of Africa, Mr Lakhdar Mazouz and the Americas, Mr Jorge Vega as well as other Commission Members and Mr. Casto Abundo representing the Continental President of Asia.

## **2. Budget & Funding 2012-2013**

The Chairman began by saying that at the core development meeting in Athens the FIDE Treasurer confirmed a 2012 budget of Euro 200,000 which Euro 175,000 was split:

Africa	70,000	40%
Americas	43,750	25%
Asia	35,000	20%
Europe	13,125	7.5%
Chairman	13,125	7.5%

There had been an allocation of:

Activity rebate	15,000
Commission Core Meetings	10,000

He highlighted that Europe had a provision in the budget for the first time and reminded everyone that Europe also had Federations, all small Nation Federations, with development issues. He then handed over the floor to Mr. Freeman.

Mr. Freeman began by saying that the Development budget was always the balancing item in his budget. He said that the Budget had doubled from Euro 100,000 in the 2010-11 budgets. Also the budget depended upon there being no more lawsuits, at the moment lawyers was his biggest single item, which so far cost Euros 1,350.000 of which FIDE have received back Euro 100,000 from Georgia/ England. He also added that there was the unusual feature that the World Championship and the Olympiad fell in even numbered years which meant less money available odd numbered years. This would change as World Championship cycle is moving into even numbered years.

As regards authorization of spending in the budget, he reminded members that Federations should come up with their 'Project' ideas, first giving them to the Continental President. If the idea looks sensible and the Continental President approves then it goes to Development Commission and then to the Treasurer for approval.

Mr. Freeman reminded everyone that grants don't just come through Development as a lot of 'Trainers', 'Arbiters' and 'Chess in Schools' money is also spent on development projects; i.e. several arbiters and trainers courses are held in the developing Federations.

And, to loud applause at the meeting, Mr. Freeman announced that he would find another budget to attach the World Youth Travel Grant Programme. This had been such a successful initiative he wanted FIDE to take ownership for the programme and so it should come from another budget.

There were several questions asked about how the Development Activity Rebate worked.

The core development meeting in Athens recommended that from 2013 the Activity Rebate is to be widened to include Development Category 3, 4 and 5 Federations where previously it was only available to the old CACDEC level one Federations. The recommendation also specified that the rebate only applied to having tournament fees offset against the Annual FIDE membership fees up to the amount of that membership fees for Category 3 Federations.

Mr. Freeman added that the Commission should look into the recommendation from the Women's Commission as to whether title fees should be added for Women's titles. It was agreed that this should be added as a proposal to the GA 2013.

Further, Federations were reminded that they do not have to have a certified arbiter to submit a tournament report. There were still Federations not coming forward to take advantage of this rebate because they believe that must have a FIDE certified arbiter.

The Chairman also confirmed that the rebate would not apply to late fees for tournament reports; so everyone should please submit within the timeline.

### **3. 2012 WORLD Youth Travel Grant Awardees.**

See the attached appendix with list of all Awardees for the Slovenia World Youth for the 2012 year. South Africa is the main beneficiary. Please note that one of the beneficiaries from last year Tlale Tshepang is now a member of the South African Women's team. The grant would be for up to Euro 1000 and would be for travel expenses.

### **4. Administrative Capacity in Developing Federations**

Ethiopia stated that they, and other Developing Federations, needed help with being able to administer a Federation. They lacked knowledge on the operation of FIDE and administrative skills etc. In response to this the Chairman mentioned that Mr Sitale from Botswana had made a very good proposal to the Athens meeting on training and mentoring for new Federations. To a certain extent we were already doing this with the new Lesotho Federation.

Mr. Sitale suggested the idea of having development officers to visit Federations. It was suggested in an email from Mr. Kisuze that a manual be put together. The Chairman committed to including this in the 2013 budget.

Mr. Freeman added that he would undertake to visit a number of Developing Federations in 2013 beginning with Africa and the South Pacific.

## **5. 2012 Development and Activity Statistics**

An analysis of the rating and title statistics was present by the Chairman. See attached appendix.

One emerging trend in need of further investigations was the declined of men titles awarded over the last 3 years and women title over the last two years.

## **6. New List Recommendations**

Attached is an appendix from Martin Huba on key indicators to be used for tracking the development of Federations. It was agreed that FIDE Office will be requested to publish annually these indicators.

At the Athens meeting it was agreed that as a start the following categorization was recommended for the new list:

Level 1 - Rating average of 2500 and above

Level 2 – Rating average of below 2500

Level 3 – Rating average of below 2300

Level 4 – Rating average of below 2100

Level 5 – Rating average of below 1800 and unrated

Attached is the list of Federations by Development Level based on rating category.

## **7. Any Other Business**

Mr Kevin O'Connel mentioned that the Trainers Commission was moving towards more training suitable for schools. He also said that up to now they had concentrated on high level training. Now there would be more cooperation with the Chess in Schools Commission.

The Chairman invited Mr. Thomas Luther from the disable chess community to make a brief presentation on collaboration with the Development Commission.

Mr. Luther noted the increase in disable sport around the World and pointed to how the Para-Olympics has become a major international event. The participation of disable chess players is mainly from Europe.

He appealed to Developing Federations to consider initiatives for the disable and that he stands ready to provide advice and work with any Federation.



GENS UNA SUMUS

# FÉDÉRATION INTERNATIONALE DES ÉCHECS

Recognized by the International Olympic Committee

9 Syggrou Ave., 11743 Athens, Greece

Tel.: (+30) 2109212047, Fax: (+30) 2109212859, Email: office@fide.com

www.fide.com

August 31<sup>st</sup> 2012

## 2012 WORLD YOUTH TRAVEL GRANT

The primary aim of this programme is to encourage greater participation by Developing Federations in the Continental Youth Events by rewarding the top performers with assistance towards attending World Youth.

The selection criterion for the winning candidate in each age group is the highest placed player from a Developing Federation ranked in the top 10 or the top 20% of the final standings. Based on the above criteria and the players performance in the four Continental Youth Championships the following 22 players have qualified for 2012 World Youth Travel Grants:

Rk.	Title	Name	FED	Rtg	Pts.	Category	Continent	Venue	Players	20%	Point Group
3		Antezana Ariana	BOL	0	6.5	GU08	America	Lima, Peru	31	6	3
6	WCM	Vargas D Carolina	BOL	0	6	GU10	America	Lima, Peru	49	10	10
5	WFM	Vazquez Maccarini Danitza	PUR	1925	6.5	GU12	America	Lima, Peru	60	12	4
11	CM	Avila Carlos	BOL	1860	6	U12	America	Lima, Peru	118	24	9
11		Aguilar Luis Miguel	BOL	1872	6	U14	America	Lima, Peru	94	19	9
6		Harrikizhan K C	SRI	1283	5.5	U08	Asia	Hikkaduwa, Sri Lanka	24	5	6
6		Tharushi T H D Niklesha	SRI	0	6	GU10	Asia	Hikkaduwa, Sri Lanka	28	6	5
9		Thilakarathne G M H	SRI	1627	5.5	U10	Asia	Hikkaduwa, Sri Lanka	28	6	7
14		Wong Yee Chit	HKG	1835	5	U12	Asia	Hikkaduwa, Sri Lanka	32	6	10
8		Yashora Tiimi	SRI	1714	5	GU16	Asia	Hikkaduwa, Sri Lanka	19	4	7
1		Gardiner Noa	RSA	0	8	GU08	Africa	Lusaka, Zambia	10	2	1
1		Malan Jacques	RSA	0	8	U08	Africa	Lusaka, Zambia	11	2	1
1		Lalla Kriti	RSA	0	8	GU10	Africa	Lusaka, Zambia	14	3	1
1		Varden Trevelyn	RSA	0	8	U10	Africa	Lusaka, Zambia	12	2	1
1	WCM	Darling Tiffany	RSA	1595	8	GU12	Africa	Lusaka, Zambia	12	2	1
2	CM	Chandna Priyav	BOT	0	6.5	U12	Africa	Lusaka, Zambia	13	3	2
1		Mak Tsz Wing Cora	RSA	0	8	GU14	Africa	Lusaka, Zambia	12	2	1
2		Bezuidenhout Roland	RSA	0	8	U14	Africa	Lusaka, Zambia	13	3	1
1		Amra Tasnim	RSA	1571	8.5	GU16	Africa	Lusaka, Zambia	11	2	1
1		Matt Pon	RSA	0	8.5	U16	Africa	Lusaka, Zambia	14	3	1
1	WCM	Tembo Epah	ZAM	1927	8	GU18	Africa	Lusaka, Zambia	11	2	1
1		Munenga Douglas	ZAM	0	8.5	U18	Africa	Lusaka, Zambia	14	3	1

It is recommended that the above list be immediately circulated to the Federation of each winner so they may commence planning of their participation and to the World Youth Organizer.

The World Youth Travel Grant must be used in the same year it was won for the World Youth of that year and is provided for the player not the Federation, i.e. the Federation cannot substituted the player with another player from the Federation.

For 2012, the grant will be a maximum of Euro 1,000 per player for players from Africa, America and Asia. Unfortunately there were no players from Europe making the qualification standard in 2012.

Obviously, we would like to encourage the Federation of grant winners to use this opportunity to generate good publicity for the players and the Federation. We recommend that they feature these players in their local press by arranging a press conference to announce the award.

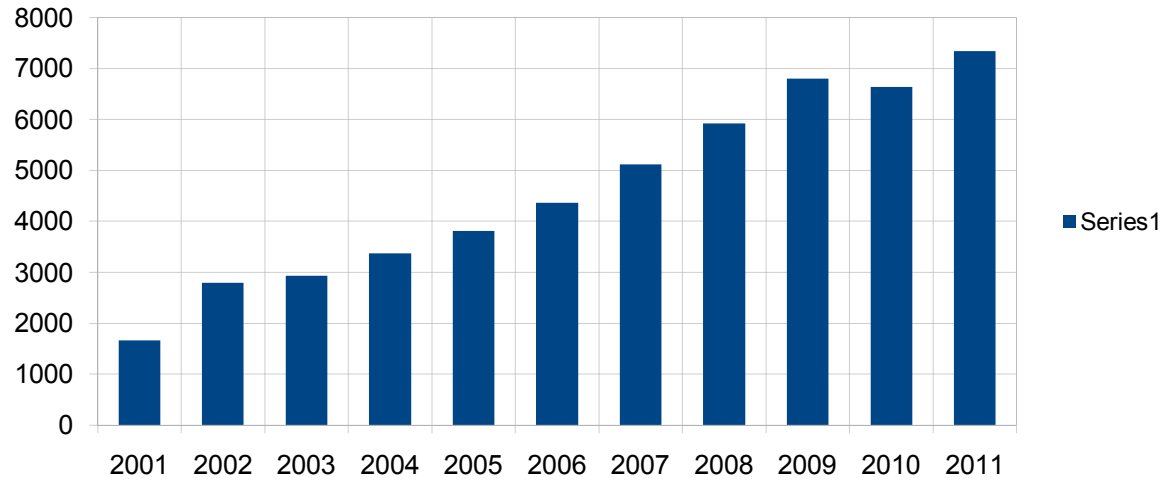
We would also like to ask each Continent to publish a formal announcement of these awards on their Web Site. To facilitate this, the Federation should send a photo and brief bio of their grant winners to the General Secretary of the Development Commission by September 30<sup>th</sup> 2012.

General

Number of tournaments rated by year

1658  
2790  
2933  
3371  
3814  
4368  
5124  
5930  
6804  
6639  
7346  
4958  
94

2001  
2002  
2003  
2004  
2005  
2006  
2007  
2008  
2009  
2010  
2011  
2012  
2013

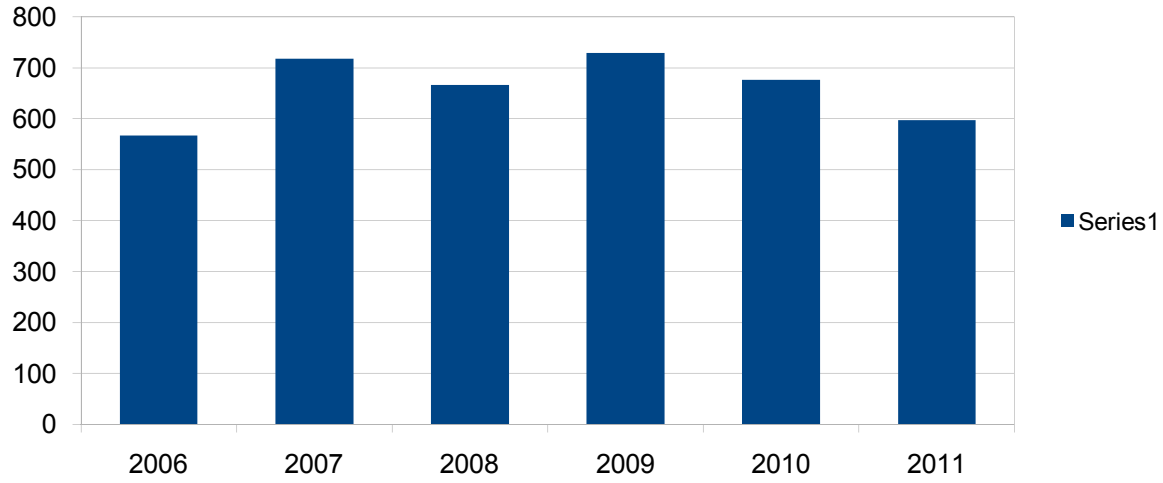


General

### Men Titles Awarded

567  
718  
667  
729  
677  
598

2006  
2007  
2008  
2009  
2010  
2011

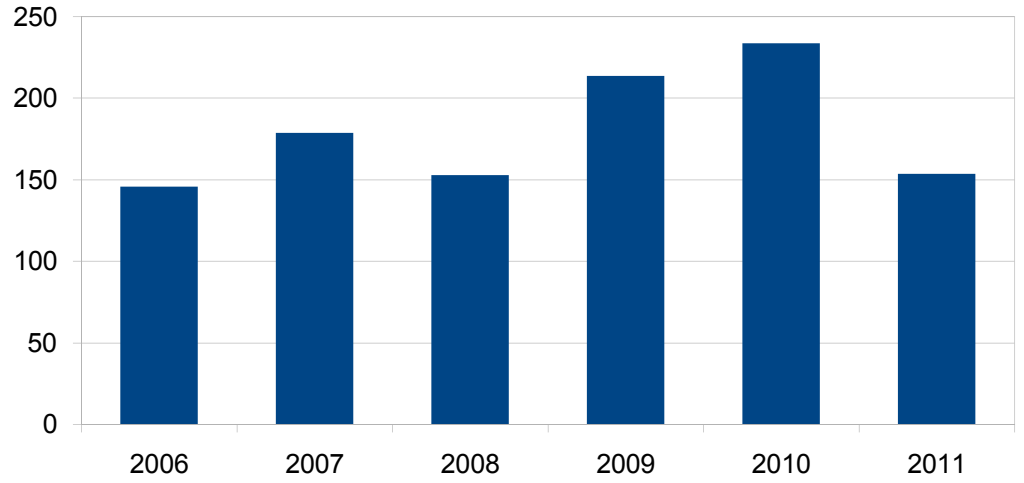




General

### Women Titles Awarded

146 2006  
179 2007  
153 2008  
214 2009  
234 2010  
154 2011

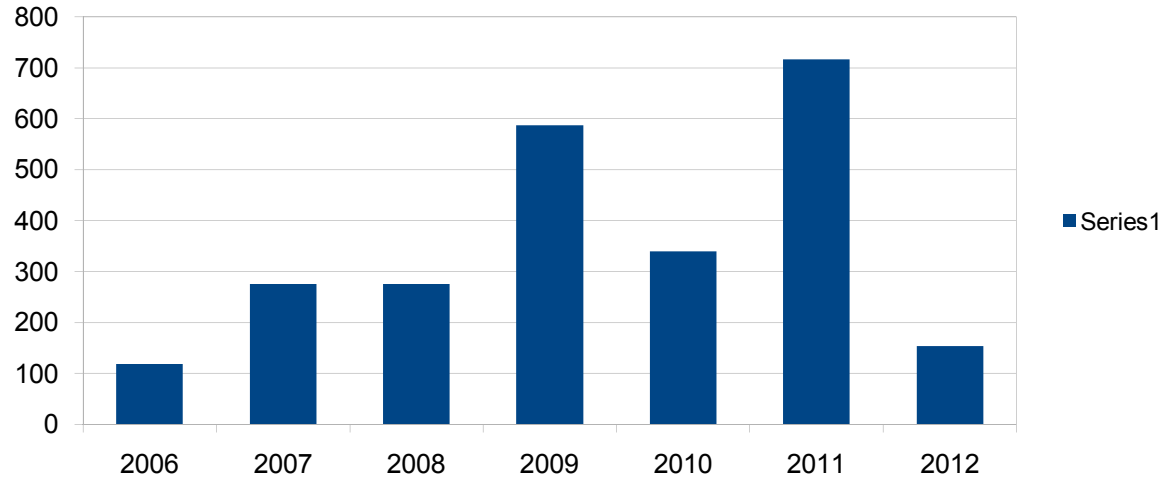


■ Series1

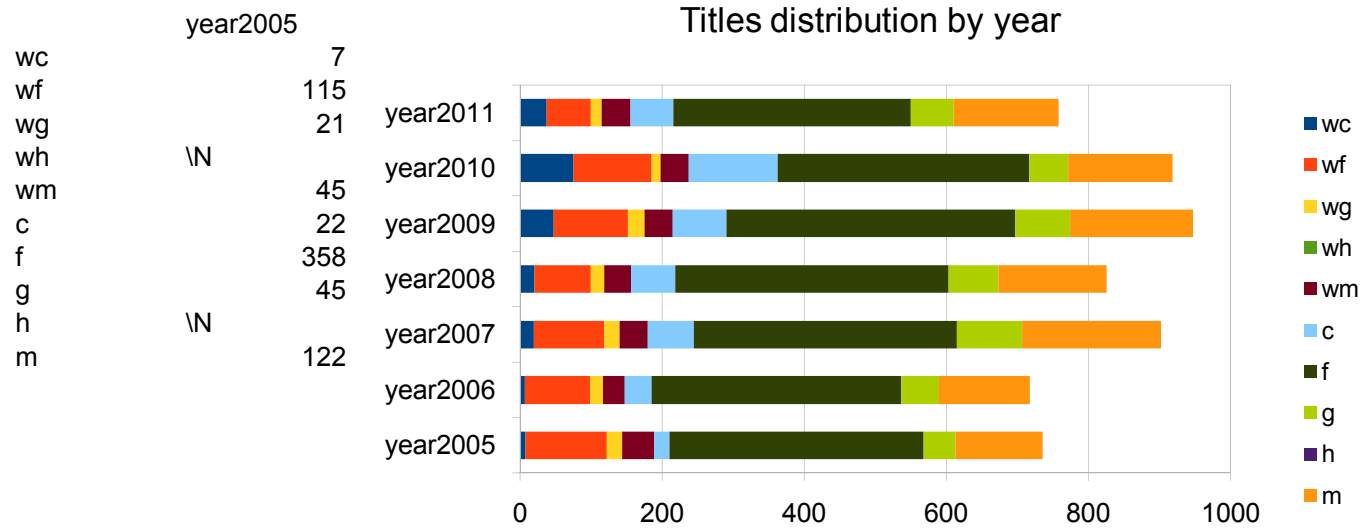
General

FA, IA, FT, FST, IO Titles awarded

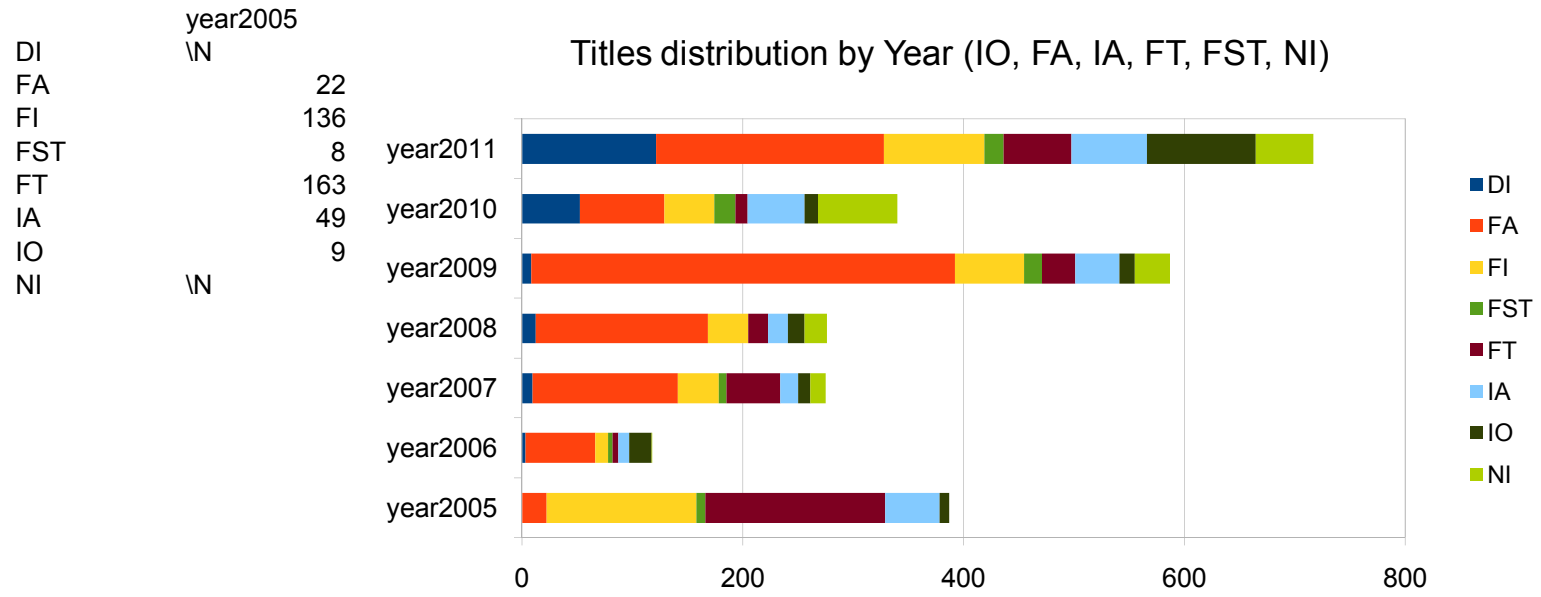
118 2006  
275 2007  
276 2008  
587 2009  
340 2010  
717 2011  
153 2012



General



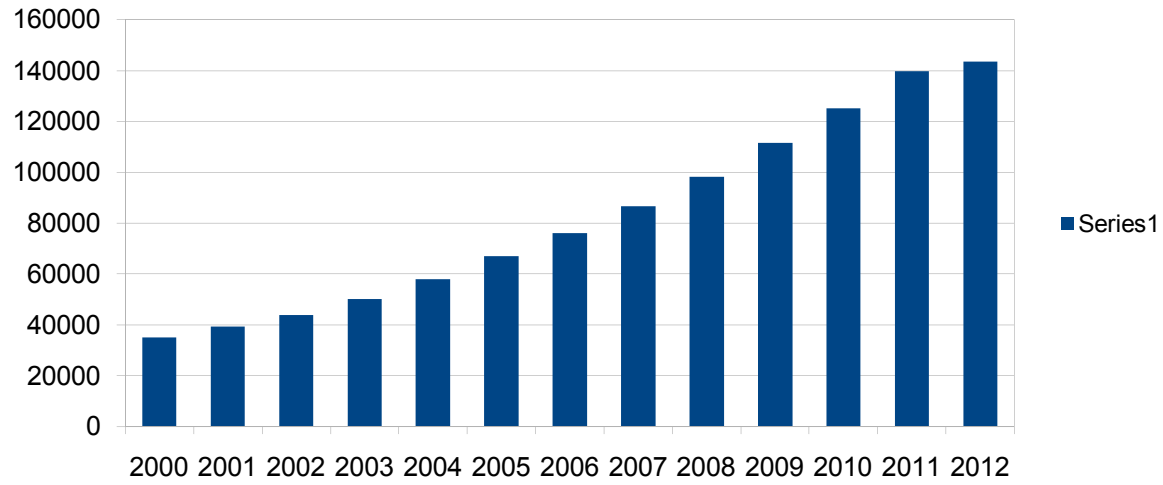
General



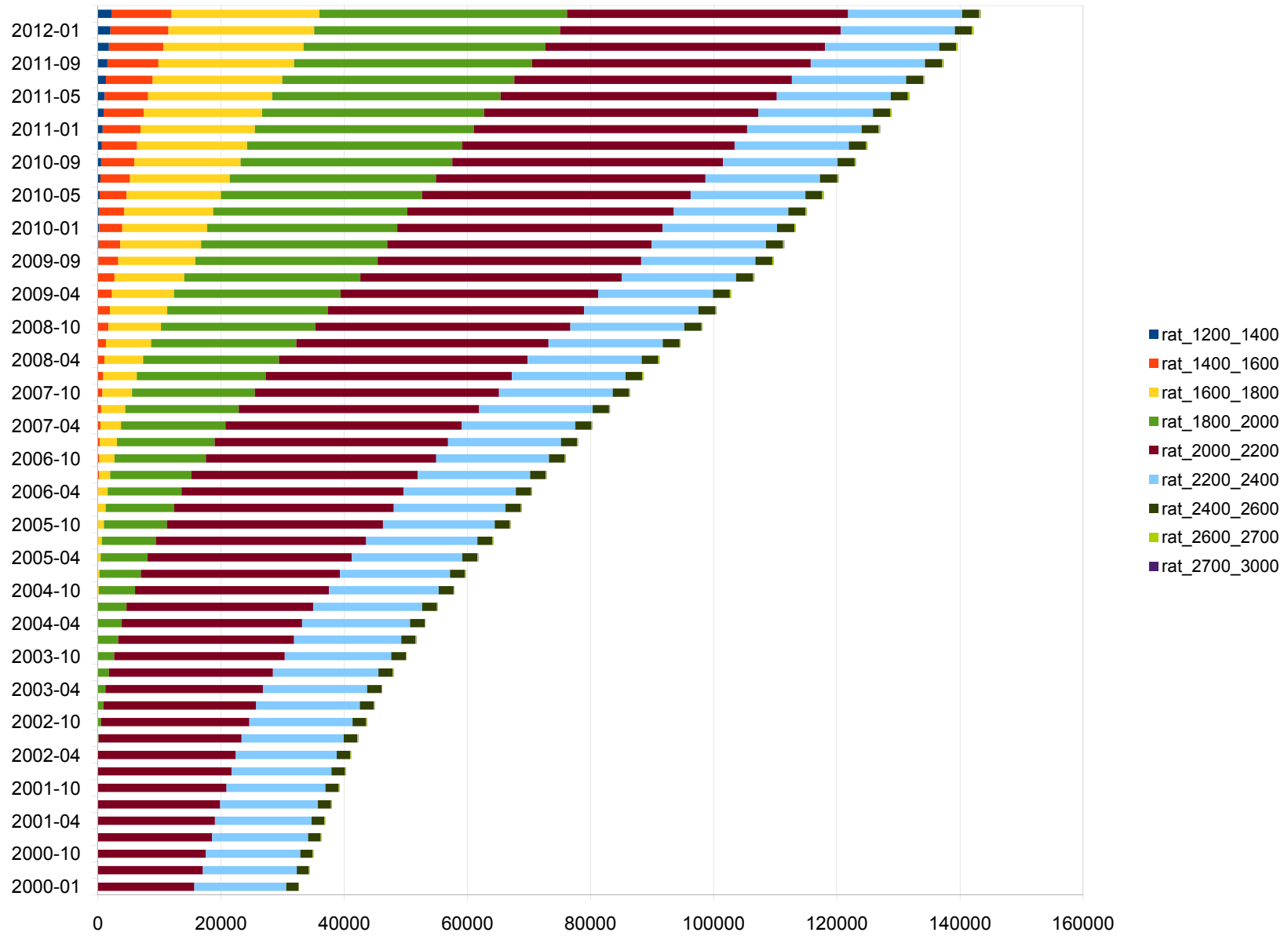
General

Number of rated players by Year

34954 2000  
39245 2001  
43689 2002  
50105 2003  
57871 2004  
67041 2005  
75946 2006  
86420 2007  
98171 2008  
111471 2009  
124977 2010  
139625 2011  
143360 2012



Distribution of rating groups by Year



# FIDE performance indicators

## Objective:

Annual publishing of the selected indicators allows comparing the performance of individual federations and the development of the chess activities. The performance comparison should lead to increased competition and thus support the positive development of the chess environment.

## Indicators:

1. Number of FIDE rated active players (FIDE total, individual countries ranked)
2. Number of FIDE rated open tournaments (FIDE total, individual countries ranked)
3. Number of FIDE rated round robin tournaments (FIDE total, individual countries ranked)
4. Number of FIDE rated games played (FIDE total, games in individual countries ranked)
5. „Export“ of FIDE rated games (games played by foreign players in individual countries ranked)
6. „Import“ of FIDE rated games (games played abroad by players of individual countries ranked)

Development Levels Based on Average Acting

Rank	Federation	Average	GMs	IMs	Total Titled	Level	Continent
1	Russia	2742	214	491	2132	1	Europe
2	Ukraine	2703	79	199	489	1	Europe
3	France	2668	46	95	348	1	Europe
4	Hungary	2661	51	105	417	1	Europe
5	China	2661	30	23	114	1	Asia
6	Armenia	2660	33	26	91	1	Europe
7	United States of America	2652	72	121	568	1	America
8	India	2642	26	76	215	1	Asia
9	Azerbaijan	2642	20	17	74	1	Europe
10	Netherlands	2641	29	76	284	1	Europe
11	Israel	2635	39	44	157	1	Europe
12	Germany	2631	77	228	1191	1	Europe
13	Poland	2625	33	99	330	1	Europe
14	England	2624	35	57	240	1	Europe
15	Bulgaria	2614	34	53	130	1	Europe
16	Georgia	2600	25	39	110	1	Europe
17	Cuba	2600	19	40	276	1	America
18	Spain	2589	36	109	480	1	Europe
19	Croatia	2585	31	59	238	1	Europe
20	Serbia	2584	52	102	542	1	Europe
21	Czech Republic	2584	28	71	260	1	Europe
22	Romania	2572	21	76	270	1	Europe
23	Belarus	2561	16	24	91	1	Europe
24	Sweden	2558	18	35	131	1	Europe
25	Slovenia	2557	13	22	101	1	Europe
26	Brazil	2554	11	28	145	1	America
27	Italy	2553	9	40	194	1	Europe
28	Norway	2551	10	26	98	1	Europe
29	Greece	2550	12	23	106	1	Europe
30	Argentina	2548	20	69	224	1	America
31	Philippines	2532	15	23	69	1	Asia
32	Turkey	2528	7	13	69	1	Europe
33	Denmark	2523	10	35	115	1	Europe
34	Vietnam	2519	7	10	99	1	Asia
35	Iceland	2516	12	13	51	1	Europe
36	Switzerland	2513	7	35	126	1	Europe
37	Uzbekistan	2508	11	9	45	1	Asia
38	Latvia	2506	11	11	50	1	Europe
39	Bosnia and Herzegovina	2505	7	25	85	1	Europe
40	Slovakia	2503	10	25	97	1	Europe



Development Levels Based on Average Acting

Rank	Federation	Average	GMs	IMs	Total Titled	Level	Continent
41	Kazakhstan	2492	15	27	117	2	Asia
42	Austria	2492	7	43	203	2	Europe
43	Peru	2490	5	9	56	2	America
44	Canada	2487	8	33	142	2	America
45	Moldova (Republic of)	2487	6	23	66	2	Europe
46	Lithuania	2483	8	15	52	2	Europe
47	Iran (Islamic Republic of)	2481	7	14	66	2	Asia
48	Belgium	2477	4	19	80	2	Europe
49	Chile	2471	4	9	52	2	America
50	Egypt	2467	3	25	47	2	Africa
51	Former YUG Rep of Macedonia	2464	8	11	45	2	Europe
52	Montenegro	2462	6	14	62	2	Europe
53	Mexico	2458	5	26	130	2	America
54	Colombia	2454	5	24	94	2	America
55	Estonia	2446	5	12	39	2	Europe
56	Finland	2435	5	19	105	2	Europe
57	Scotland	2431	6	8	36	2	Europe
58	Australia	2430	4	21	92	2	Asia
59	Portugal	2409	3	13	39	2	Europe
60	Venezuela	2406	1	13	42	2	America
61	Mongolia	2404	3	7	41	2	Asia
62	Indonesia	2402	6	13	68	2	Asia
63	Ireland	2402	1	7	25	2	Europe
64	Bangladesh	2391	5	3	26	2	Asia
65	Turkmenistan	2382	4	6	43	2	Asia
66	Ecuador	2379	1	10	44	2	America
67	Singapore	2348	3	13	53	2	Asia
68	Paraguay	2342	3	3	21	2	America
69	Iraq	2328	0	6	60	2	Asia
70	Kyrgyzstan	2325	1	4	11	2	Asia
71	Myanmar	2323	1	4	32	2	Asia
72	United Arab Emirates	2321	2	5	40	2	Asia
73	Algeria	2319	1	10	35	2	Africa
74	Luxembourg	2319	0	3	14	2	Europe
75	Uruguay	2314	1	3	17	2	America
76	South Africa	2312	0	6	45	2	Africa
77	Wales	2312	0	5	19	2	Europe
78	Tajikistan	2310	1	3	6	2	Asia
79	Dominican Republic	2307	1	6	24	2	America

Development Levels Based on Average Acting

Rank	Federation	Average	GMs	IMs	Total Titled	Level	Continent
80	Costa Rica	2299	0	7	15	3	America
	Morocco	2298	0	3	19	3	Africa
81	New Zealand	2294	1	6	31	3	Asia
82	Albania	2288	1	5	16	3	Europe
83	Faroe Islands	2287	0	3	6	3	Europe
84	Tunisia	2282	2	3	15	3	Africa
85	Syria	2280	0	4	18	3	Asia
86	Andorra	2262	2	1	6	3	Europe
87	Mauritius	2257	0	0	3	3	Africa
88	Malaysia	2249	0	5	27	3	Asia
89	Bolivia	2244	1	1	20	3	America
90	Nicaragua	2241	0	2	18	3	America
91	Jordan	2232	0	1	20	3	Asia
92	Angola	2230	0	6	10	3	Africa
93	Puerto Rico	2230	0	2	17	3	America
94	Zambia	2214	1	2	7	3	Africa
95	Japan	2214	0	1	19	3	Asia
96	Lebanon	2211	0	1	14	3	Asia
97	Libyan Arab Jamahiriya	2203	0	0	9	3	Africa
98	Monaco	2199	1	0	8	3	Europe
99	El Salvador	2198	0	3	19	3	America
100	Guatemala	2196	0	2	17	3	America
101	Honduras	2190	0	1	15	3	America
102	Zimbabwe	2188	0	4	6	3	Africa
103	Nigeria	2186	0	5	13	3	Africa
104	Panama	2170	0	1	15	3	America
105	Thailand	2166	0	0	6	3	Asia
106	Uganda	2162	0	0	7	3	Africa
107	Yemen	2151	0	3	14	3	Asia
108	Botswana	2151	0	0	18	3	Africa
109	Jamaica	2150	0	1	13	3	America
110	Ethiopia	2132	0	0	2	3	Africa
111	Jersey	2125	0	0	3	3	Europe
112	Sri Lanka	2124	0	0	11	3	Asia
113	Barbados	2120	0	2	9	3	America
114	Brunei Darussalam	2119	0	0	1	3	Asia
115	Trinidad and Tobago	2116	0	0	7	3	America
116	Cyprus	2112	0	0	5	3	Europe
117	South Korea	2105	1	0	10	3	Asia
118	Kenya	2103	0	0	3	3	Africa

Development Levels Based on Average Acting

Rank	Federation	Average	GMs	IMs	Total Titled	Level	Continent
119	Bermuda	2098	0	0	2	4	America
120	Palestine	2083	0	1	5	4	Asia
121	Kuwait	2072	0	0	0	4	Asia
122	Nepal	2071	0	0	5	4	Asia
123	Qatar	2063	3	1	9	4	Asia
124	Malta	2055	0	1	9	4	Europe
125	Hong Kong	2042	0	0	8	4	Asia
126	Liechtenstein	2036	0	0	2	4	Europe
127	Malawi	2031	0	0	1	4	Africa
128	Netherlands Antilles	2027	0	0	1	4	America
	San Marino	2025	0	0	5	4	Europe
129	Sudan	2021	0	0	4	4	Africa
130	Namibia	2021	0	0	3	4	Africa
131	Madagascar	2018	0	0	1	4	Africa
132	Suriname	2017	0	0	8	4	America
133	Somalia	2005	0	0	0	4	Africa
134	Seychelles	2002	0	0	1	4	Africa
135	Papua New Guinea	1990	0	0	3	4	Asia
136	Pakistan	1986	0	2	3	4	Asia
137	Cameroon	1962	0	0	1	4	Africa
	Afghanistan	1940	0	0	4	4	Asia
138	Bahrain	1939	0	0	5	4	Asia
139	Mauritania	1931	0	0	1	4	Africa
140	Aruba	1924	0	0	4	4	America
141	Mozambique	1915	0	0	3	4	Africa
142	Guernsey	1908	0	0	5	4	Europe

Development Levels Based on Average Acting

Rank	Federation	Average	GMs	IMs	Total Titled	Level	Continent
143	Fiji	1846	0	0	6	5	Asia
144	Haiti	1794	0	0	1	5	America
145	Ghana	1773	0	0	1	5	Africa
146	Palau	1763	0	0	0	5	Asia
147	Macau	1754	0	0	5	5	Asia
148	Bahamas	1752	0	0	0	5	America
149	Chinese Taipei	1722	0	0	1	5	Asia
150	Guam	1717	0	0	0	5	Asia
151	Sao Tome and Principe	1658	0	0	0	5	Africa
152	US Virgin Islands	1645	0	0	0	5	America
153	Guyana	1620	0	0	0	5	America
	Belize	0	0	0	0	5	America
	Bhutan	0	0	0	0	5	Asia
	British Virgin Islands	0	0	0	0	5	America
	Burundi	0	0	0	0	5	Africa
	Cambodia	0	0	0	0	5	Asia
	Central African Republic	0	0	0	0	5	Africa
	Comoros	0	0	0	0	5	Africa
	Congo (Democratic Republic of the)	0	0	0	0	5	Africa
	Cook Islands	0	0	0	0	5	Asia
	Côte d'Ivoire	0	0	0	0	5	Africa
	Gabon	0	0	0	0	5	Africa
	Lao People's Democratic Republic	0	0	0	0	5	Asia
	Maldives	0	0	0	0	5	Asia
	Mali	0	0	0	0	5	Africa
	Rwanda	0	0	0	0	5	Africa
	Senegal	0	0	0	0	5	Africa
	Sierra Leone	0	0	0	0	5	Africa
	Solomon Islands	0	0	0	0	5	Asia
	Swaziland	0	0	0	0	5	Africa

## Distribution of Federations by Development Level & Continent

Based on 2012-09-01 FIDE Rating List

Count of Federation	Level	1	2	3	4	5	Total
Africa			3	12	9	13	37
America		4	10	11	4	6	35
Asia		5	13	11	9	11	49
Europe		31	13	6	4		54
<b>Total</b>		<b>40</b>	<b>39</b>	<b>40</b>	<b>26</b>	<b>30</b>	<b>175</b>

## Distribution of GM and IM Titles by Development Level & Continent

Based on 2012-09-01 FIDE Rating List

	# GMs					# IMs					# Titled					Total # GMs	Total # IMs	Total # Titled
Row Labels	1	2	3	4	5	1	2	3	4	5	1	2	3	4	5			
Africa		4	3	-	-		41	23	-	-		127	112	15	1	7	64	255
America	122	34	1	-	-	258	136	22	-	-	1,213	622	165	15	1	157	416	2,016
Asia	89	52	2	3	-	141	126	21	4	-	542	655	171	42	12	146	292	1,422
Europe	1,025	59	4	-		2,273	192	9	1		9,097	785	44	21		1,088	2,475	9,947
<b>Grand Total</b>	<b>1,236</b>	<b>149</b>	<b>10</b>	<b>3</b>	<b>-</b>	<b>2,672</b>	<b>495</b>	<b>75</b>	<b>5</b>	<b>-</b>	<b>10,852</b>	<b>2,189</b>	<b>492</b>	<b>93</b>	<b>14</b>	<b>1,398</b>	<b>3,247</b>	<b>13,640</b>